



National Leadership Summit

November 9 - 11 • The Hyatt Regency • Greenville, SC

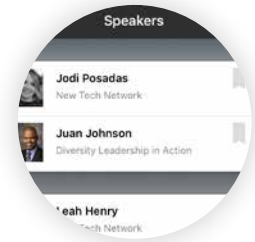
NTN Events Mobile App - Key Features

Activity Feed & Social Sharing



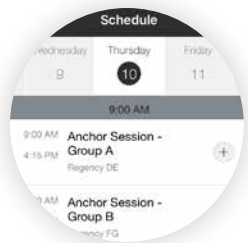
Features three streams of content, including social media, individual notifications, personalized bookmarks, and photos and comments from all sessions or from only the ones they attended.

Speakers & Attendees



Find out who is presenting and attending with the Speakers and Attendees features.

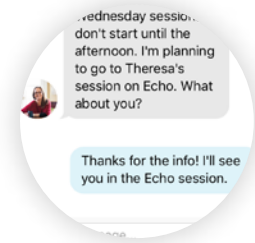
Personalized Scheduling



Create a personalized schedule with the sessions you plan to attend. Personalized schedules can also be exported from the app to the native calendar on any mobile device.



Attendee Messaging



NTN Events features integrated attendee messaging to contact other conference attendees.

Interactive Maps




NTN Events makes navigating events easy and intuitive. Interactive maps let attendees zoom in and out, tap on pins for exhibitor and session info, and include links to full profiles.

Uber



Need to ride to or from the airport? Use the Uber feature to summon your ride!

App Tips & Help



Want to learn more about the NTN Events App? Need help with a certain feature? Just tap About the App.

NTN Events Mobile App – FAQ

Where Do I Get the App?

NTN Events is available from the iOS and Google Play App stores:



How Do I Log In to Access Personalized Features?

1. Download the app.
2. Launch the app.
3. Tap the menu icon.
4. Tap the gear icon, then tap Log In.
5. Enter your first and last name and tap Next.
6. Enter your email address and tap the Next - an email verification will be emailed to you.



We recommend using an email account you can access on the mobile device that will run the New Tech Network Events app. If you do not have access to your email account on your mobile device, follow the steps in the next section.

7. Check your email - open the email verification request, and tap Verify Account.
8. When prompted about having already downloaded the app, tap Open App.
9. Tap Finish to complete the log-in process and begin using personalized features.



Your confirmation code should auto-fill in the final step. If it does not, you can find it in a separate Thank You email from Crowd Compass.

How to Log In to New Tech Network Events App when Email is on Another Device:

1. Download the app.
2. Launch the app.
3. Tap the menu icon.
4. Tap the gear icon, then tap Log In.
5. Enter your first and last name and tap Next.
6. Enter your email address and tap the Next - an email verification will be sent to you.
7. Check your email on the other device - open the email verification request, and tap Verify Account - a Thank You email containing a confirmation code will be sent to you.
8. Return to the app on your mobile device.
9. Tap the menu icon.
10. Tap the gear icon, then tap Log In.
11. Enter your first and last name and tap Next.
12. Enter your confirmation code, and tap Finish to complete the log-in process and begin using personalized features.

Need Help with Something Else?

Stop by the Information Desk and ask an NTN Staff member.